

# BODET Scorepad



## User Manual - Field hockey



[www.bodet-sport.com](http://www.bodet-sport.com)

**BODET Time&Sport**  
1 rue du Général de Gaulle  
49340 Trémentines | France  
Tel: +33 (0)2 41 71 72 33



Réf.: 608372 A

*Ensure on delivery that the product has not been damaged in transport.*

# 1. Field hockey



1) Select on the home screen.

2) Select a configuration from the list:

- FIELD HOCKEY National** (Period number: 4 - Period duration : 15:00 - activation of penalties : ON)
- FIELD HOCKEY U16** (Period number: 2 - Period duration : 35:00 - activation of penalties : ON)
- FIELD HOCKEY U14** (Period number: 2 - Period duration : 30:00 - activation of penalties : ON)
- FIELD HOCKEY 1** (Period number: 2 - Period duration : 30:00 - activation of penalties : ON)
- FIELD HOCKEY 2** (Period number: 2 - Period duration : 20:00 - activation of penalties : ON)

Configurations identified by can only be edited with the club code.

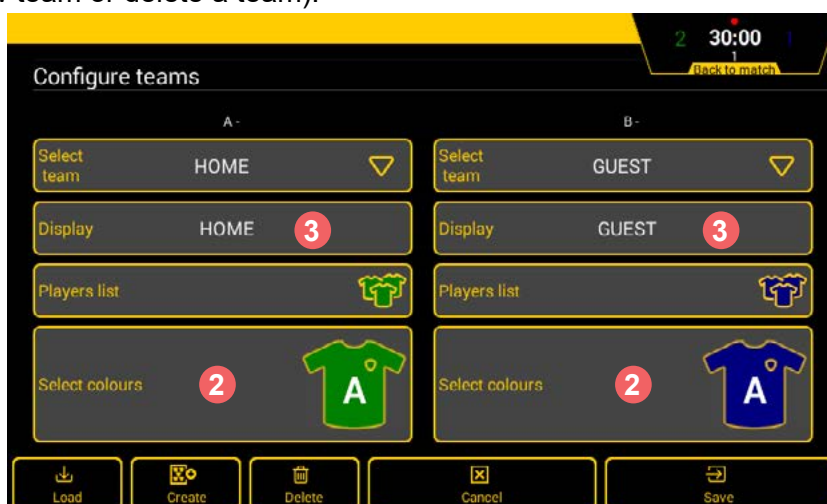
The club Access code is "1234". It can be changed in the "Club access" menu.

3) Screen in FIELD HOCKEY National match mode:



Pressing a game setting brings up a new window in which you can:

- 1 edit the length: duration of each period. The buzzer can be triggered at each end of period and the timer reset.
- 2 edit colour of team shirts and game markings. A standard colour scheme is provided as well as a palette to set your own colour.
- 3 edit the name of the team. After pressing LOCALS or VISITORS, press Config. team to edit the configuration of the teams (edit team screen name, activate players, choice of colours, load a team, create a new team or delete a team):



4 correction +1 or -1 for shots or stops.

5 assign a penalty to a player.

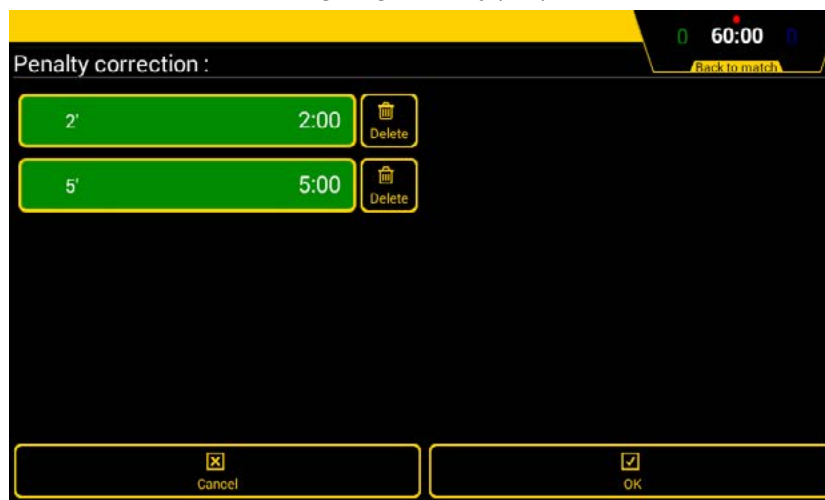
List of the penalties which can be assigned to a player :

- > Minor : 2 minutes penalty (green card).
- > Major : 5 minutes penalty (yellow card).
- > Exclusion: red card.



6 add or subtract 1 point to the team (correction function).

7 view/modify/delete one or several ongoing penalty(ies) .



8 add a point to the team.

9 modify the parameter setting (see next page for the list of parameters).

10 send a message to the display medium.

11 inversion of the display of the teams on the HDMI output or on the Scorepad screen.


12 go to next period.

13 set a pre-game duration (ex. 60 minutes, this time can be modified) or start the match.

14 start a new match. **Warning: the current match will be lost.**

## > ENTERING CONFIGURATION SETTINGS

1) Click  to edit a configuration.

**Note** : All these settings are accessible from the  **Advanced Settings** menu.

The list of editable settings is given below:

Headings	Settings	Default values	Description
<b>Before match</b>			
	Horn before match	3m 1:30	Activation of the pre-end horn with the ON/OFF button 1 to 5 minutes in steps of 1 0 to 59 seconds in steps of 1 Activation of the 2nd pre-end horn with the ON/OFF button 1 to 5 minutes in steps of 1 0 to 59 seconds in steps of 1
	Pre-match duration	60m	Function enabled using the ON/OFF button 1 to 180 minutes in steps of 1
<b>Match</b>			
	Period number	4	1 to 9 periods in steps of 1
	Period duration	15:00	1 to 90 minutes in steps of 1 0 to 59 seconds in steps of 1
	Cumulative period	OFF	Function enabled using the ON/OFF button
	End period horn	5s	Function enabled using the ON/OFF button 0 to 9 seconds in steps of 1
<b>Overtime</b>			
	Overtime number	2	Function enabled using the ON/OFF button 1 to 9 periods in steps of 1
	Overtime duration	5:00	1 to 90 minutes in steps of 1 0 to 59 seconds in steps of 1
	Rest time in overtime	3:00	Function enabled using the ON/OFF button 1 to 90 minutes in steps of 1 0 to 59 seconds in steps of 1
<b>Rest time duration</b>			
	Half time horn	OFF	Activation of the horn before the end of countdown 1 to 20 seconds in steps of 1
	Half time duration	10:00	Function enabled using the ON/OFF button 0 to 90 minutes in steps of 1 0 to 59 seconds in steps of 1
	Duration before overtime	2:00	0 to 10 minutes in steps of 1 1 to 59 seconds in steps of 1
	Inter period duration	2:00	Function enabled using the ON/OFF button 0 to 90 minutes in steps of 1 0 to 59 seconds in steps of 1
<b>Possession</b>			
	Time possession	40s	Function enabled using the ON/OFF button 0 to 90 seconds in steps of 1
	Horn	3s	Function enabled using the ON/OFF button 0 to 3 seconds in steps of 1
	Display keyboard	ON	Function enabled using the ON/OFF button
<b>Points and Penalties</b>			
	Points per player	OFF	Function enabled using the ON/OFF button
	Activation of penalties	ON	Function enabled using the ON/OFF button
	Green card	2:00	0 to 5 minutes in steps of 1 0 to 59 seconds in steps of 1
	Yellow card	5:00	0 to 5 minutes in steps of 1 0 to 59 seconds in steps of 1
	Red card	ON	Function enabled using the ON/OFF button
	Display player number	OFF	Function enabled using the ON/OFF button
	End penalty buzzer	OFF	Function enabled using the ON/OFF button
	Shots	ON	Function enabled using the ON/OFF button
	Saves	ON	Function enabled using the ON/OFF button
	Corners	OFF	Function enabled using the ON/OFF button

**Youngs**

Interval change	OFF	Function enabled using the ON/OFF button
Timer auto stop	OFF	Function enabled using the ON/OFF button

**Various**

Maintain result	10s	Function enabled using the ON/OFF button 1 to 90 seconds in steps of 1
-----------------	-----	---

**HDMI**

HDMI display	...	Choice of the HDMI screen
Sponsor logo	OFF	Function enabled using the ON/OFF button
Wallpapers	...	Choice of the background image
Logo team	ON	Function enabled using the ON/OFF button