


BODET Scorepad



User manual - Wrestling



www.bodet-sport.com

BODET SA
1 rue du Général de Gaulle
49340 Trémentines | France
Tél: +33 (0)2 41 71 72 99
Fax: +33 (0)2 41 71 72 01







Réf.: 608347 A


Ensure on delivery that the product has not been damaged in transport.

1. Wrestling

1) Select  on the home screen.

2) Select a configuration from the list :

- WRESTLING Mens** (Round duration: 3:00 Won round number: 2 MAT Sound: 1) 
- WRESTLING Women** (Round duration: 2:30 Won round number: 1 MAT Sound : 1) 
- WRESTLING Junior** (Round duration: 2:00 Won round number: 1 MAT Sound: 1) 
- WRESTLING International** (Round duration: 3:00 Won round number: 2 MAT Sound : 1) 


Configurations identified by  can only be edited with the club code.

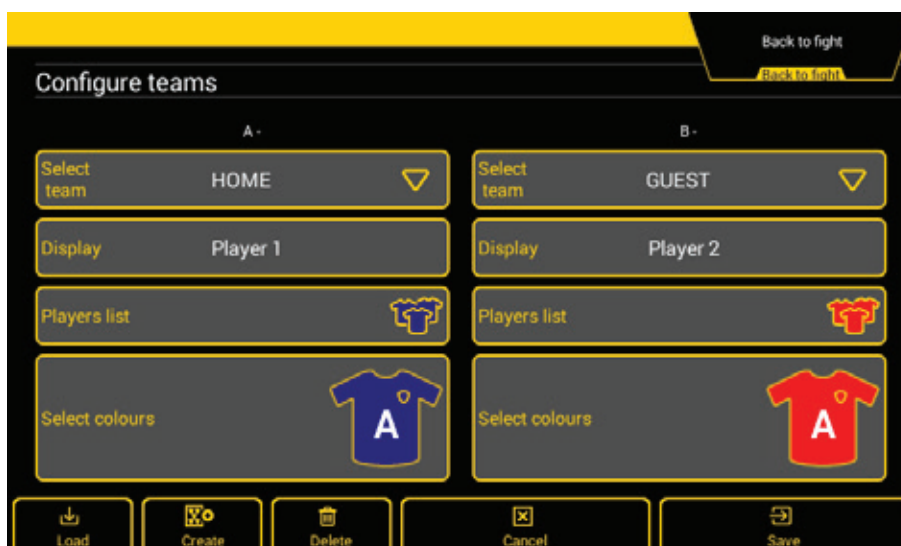
The club Access code is “1234”. It can be changed in the “Club access” menu.

3) Screen in WRESTLING International:



Pressing a game setting brings up a new window in which you can:

- 1 edit the length : duration of fight.
- 2 edit colour of team shirts and game markings. A standard colour scheme is provided as well as a palette to set your own colour.
- 3 edit the name of the team. After pressing HOME or GUEST, press  **Team config**. to edit the configuration of both teams (switch teams, edit team screen name, activate players, choice of colours, load configuration, create a new configuration or delete this configuration):



- 4 add or subtract a session to one wrestler.
- 5 add or subtract one point to one wrestler.
- 6 grant advantage to one wrestler.
- 7 add one point to one wrestler.
- 8 add or subtract one caution to one wrestler.
- 9 edit the configuration settings (see next page for the list of settings).
- 10 launch a message on the display medium.
- 11 selection of the wrestler who won the match.
- 12 manually enter the tournament name and category.
- 13 go to next round.
- 14 reversal of the Player 1 - Player 2 display.
- 15 start a new match. **Warning: the match in progress will be lost.**

2. Entering configuration settings

1) Click  **Settings** to edit a configuration.

The list of editable settings is given below:

Headings	Settings	Default values	Description
Fight			
	Won round number	2	1 to 3 round in step of 1
	Round duration	3:00	0 to 9 minutes in step of 1 1 to 59 seconds in step of 1
	Round mode	DOWN	Count up (UP) or countdown (Down).
	End round horn	3s	Function enabled using the ON/OFF button 1 to 5 seconds in step of 1
	MAT Sound	1	1 to 12 sounds with test button
Overtime			
	Overtime	ON	ON/OFF
	Overtime duration	0:30	0 to 9 minutes in step of 1 1 to 59 seconds in step of 1
	Overtime mode	UP	Count up (UP) or countdown (Down).
Penalties			
	Number of penalties	3	Function enabled using the ON/OFF button 1 to 4 penalties in step of 1
	Penalty name	CAUTION	Enter the penalty manually
	Game Point Difference	8	Function enabled using the ON/OFF button. 1 to 20 points in step of 1
	Advantage point	ON	Function enabled using the ON/OFF button.
Various			
	Maintain result	5s	Function enabled using the ON/OFF button 1 to 90 seconds in step of 1
HDMI			
	HDMI display	...	Select the HDMI display
	Sponsor logo	OFF	Select the display of partners' logos
	Wallpaper	...	Select a colour or an image for the HDMI display default background
	Logos teams	ON	Function enabled using the ON/OFF button.