

BODET Scorepad



User Manual - Inline hockey



www.bodet-sport.com

BODET SA
BP30001
49340 Trémentines | France
Tel: +33 (0)2 41 71 72 98
Fax: +33 (0)2 41 71 72 01








Ref.: 608171 A
08/17


Ensure on delivery that the product has not been damaged in transport.

1. Inline hockey

1) Select  on the home screen.

2) Select a configuration from the list:


- INLINE HOCKEY 3x20 min 
- INLINE HOCKEY 3x15 min 
- INLINE HOCKEY 3x10 min 
- INLINE HOCKEY 3x20 min (without penalty and time-out) 
- INLINE HOCKEY 3x20 min (outdoor) 

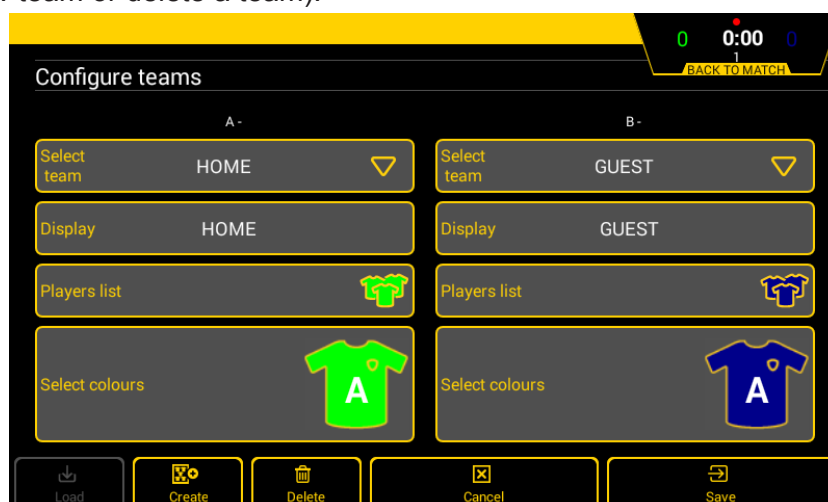
Configurations identified by  can only be edited with the club code. The club Access code is “1234”. It can be changed in the “Club access” menu.

3) Screen in INLINE HOCKEY 3x20 min match mode:



Pressing a game setting brings up a new window in which you can:

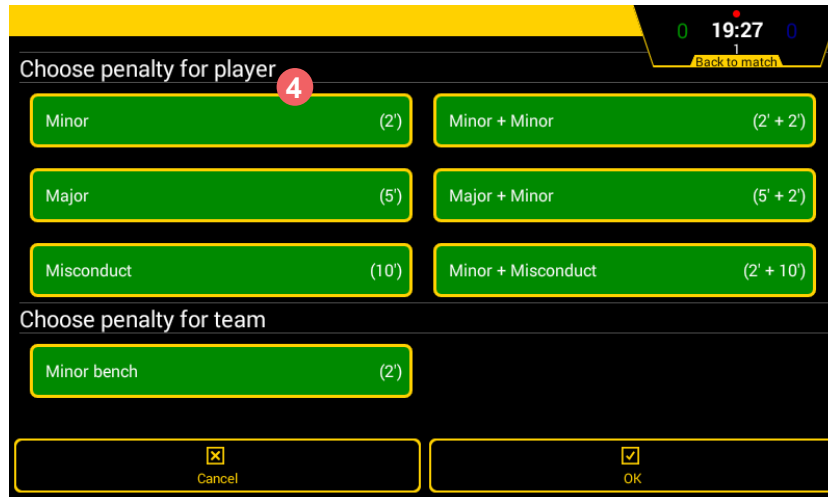
- 1 edit the length: duration of each period. The buzzer can be triggered at each end of period and the timer reset.
- 2 edit colour of team shirts and game markings. A standard colour scheme is provided as well as a palette to set your own colour.
- 3 edit the name of the team. After pressing LOCALS or VISITORS, press  Config. team to edit the configuration of the teams (edit team screen name, activate players, choice of colours, load a team, create a new team or delete a team):



- 4 assign a penalty to a player. List of the penalties:
 - > Minor: 2-minute penalty.
 - > Major: 5-minute penalty.
 - > Minor + Minor: 2-minute penalty + 2 minute.
 - > Major + Minor: 5-minute penalty + 2 minute.
 - > Misconduct: 10-minute penalty.
 - > Minor + Misconduct: 2-minute penalty + 10 minute.

Choice of a penalty for the team:

- > Minor Team : 2-minute penalty.



- 5 call a time-out. To start the countdown, press the **START** button. Add or delete a time-out by pressing **Correction**.
- 6 modify a point from the team score.
- 7 display/modify/delete one or more penalties in progress.



- 8 add a goal.
- 9 edit the configuration settings (see next page for the list of settings).
- 10 go to the next period.
- 11 start a new match. **Caution: the match in progress will be lost.**

> ENTERING CONFIGURATION SETTINGS

1) Click  to edit a configuration.

Note : All these settings are accessible from the  **Advanced Settings** menu.

The list of editable settings is given below:

Headings	Settings	Default values	Description	Standard settings
Before match				
	Buzzer before match	OFF OFF OFF	Activation of the pre-end horn with the ON/OFF key 1:00 to 9:59 minutes in steps of 1 Activation of the 2nd pre-end horn with the ON/OFF key 1:00 to 9:59 minutes in steps of 1 Activation of the end horn of with the ON/OFF key	-
	Duration before match	OFF	Function enabled using the ON/OFF button 1 to 180 minutes in steps of 1	-
Match				
	Period number	3	1 to 9 periods in steps of 1	√
	Playing time	20:00	1 to 90 minutes in steps of 1 0 to 59 seconds in steps of 1	√
	Period mode	DOWN	Count-up or countdown	-
	Period cumul	OFF	Function enabled using the ON/OFF button	-
	End of period buzzer	5 s	Function enabled using the ON/OFF button 0 to 9 seconds in steps of 1	-
	Stop the timer at ½ the last period	OFF	Function enabled using the ON/OFF button	-
Extra time				
	Extra time number	1	Function enabled using the ON/OFF button 1 to 9 periods in steps of 1	√
	Extra time duration	5:00	1 to 90 minutes in steps of 1 0 to 59 seconds in steps of 1	√
	Rest time	2:00	Function enabled using the ON/OFF button 1 to 90 minutes in steps of 1 0 to 59 seconds in steps of 1	√
Rest time				
	Buzzer rest time	OFF ON	Activation of the horn before the end of countdown 1 to 180 seconds in steps of 1	√
	Icebreaking time	2:00	0 to 9 minutes in steps of 1 0 to 59 seconds in steps of 1	-
	Duration half time	15:00	Function enabled using the ON/OFF button 0 to 90 minutes in steps of 1 0 to 59 seconds in steps of 1	√
Points and Penalties				
	Activation penalties	ON	Function enabled using the ON/OFF button	√
	Minor	2m	1 to 9 minutes in steps of 1	√
	Major	5m	1 to 9 minutes in steps of 1	√
	Misconduct	10m	1 to 20 minutes in steps of 1	√
	Display player no.	OFF	Function enabled using the ON/OFF button	√
	End of penalty buzzer duration	OFF	Function enabled using the ON/OFF button 1 to 5 seconds in steps of 1	√
	Points per player	OFF	Function enabled using the ON/OFF button	√
Time-out				
	Buzzer O-T	10s ON	Pre-time-out buzzer duration: Function enabled using the ON/OFF button 1 to 20 seconds in steps of 1 Time-out end buzzer marker: Function enabled using the ON/OFF button	√
	Plot O-T	30s Nb TO:1 OFF	Function enabled using the ON/OFF button 1 to 90 seconds in steps of 1 Selection of the number of time-out indicators (0 to 6) Choice of time-out reset: half-time or OFF	-

Youth				
	Change interval	OFF	Function enabled using the ON/OFF button	-
	Stop time auto.	ON	Function enabled using the ON/OFF button	-
Miscellaneous				
	Maintain result	10s	1 to 99 seconds in steps of 1	-
HDMI				
	Logo partner	OFF	Function enabled using the ON/OFF button	-
	Wallpapers	ON	Function enabled using the ON/OFF button	-
	Display penalties	OFF	Function enabled using the ON/OFF button	√
Function keys				
	Alpha message	OFF	Function enabled using the ON/OFF button	-
	Next period	ON	Function enabled using the ON/OFF button	-