

# BODET Scorepad



## User Manual - Rink hockey



[www.bodet-sport.com](http://www.bodet-sport.com)

BODET SA  
BP30001  
49340 Trémentines | France  
Tel: +33 (0)2 41 71 72 98  
Fax: +33 (0)2 41 71 72 01




100% papier recyclé









Ref.: 608109 A


Ensure on delivery that the product has not been damaged in transport.

# 1. Rink hockey

1) Select  on the home screen.

2) Select a configuration from the list:

- RINK HOCKEY National** (Number period: 2 - Time period: 30:00 - 1/10 second: OFF) 
- RINK HOCKEY 1** (Number period: 2 - Time period: 25:00 - 1/10 second: OFF) 
- RINK HOCKEY 2** (Number period: 2 - Time period: 20:00 - 1/10 second: OFF) 
- RINK HOCKEY 3** (Number period: 2 - Time period: 15:00 - 1/10 second: OFF) 
- RINK HOCKEY 4** (Number period: 2 - Time period: 12:00 - 1/10 second: OFF) 
- RINK HOCKEY 5** (Number period: 2 - Time period: 10:00 - 1/10 second: OFF) 


Configurations identified by  can only be edited with the club code.

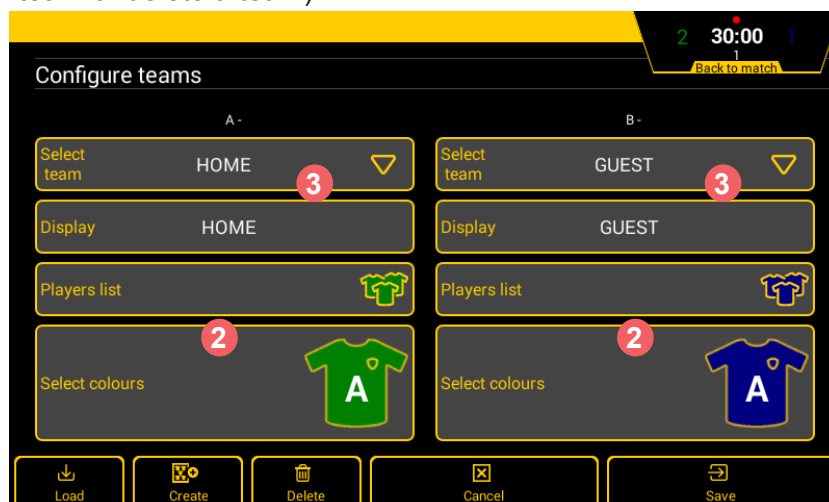
The club Access code is "1234". It can be changed in the "Club access" menu.



3) Screen in RINK HOCKEY 2x30 min match mode:



Pressing a game setting brings up a new window in which you can:

- 1 edit the length: duration of each period. The buzzer can be triggered at each end of period and the timer reset.
- 2 edit colour of team shirts and game markings. A standard colour scheme is provided as well as a palette to set your own colour.
- 3 edit the name of the team. After pressing LOCALS or VISITORS, press  **Config. team** to edit the configuration of the teams (edit team screen name, activate players, choice of colours, load a team, create a new team or delete a team):



4 call a time-out. To start the countdown, press the **START**  button. Add or delete a time-out by pressing **Correction** .

5 modify a point from the team score.

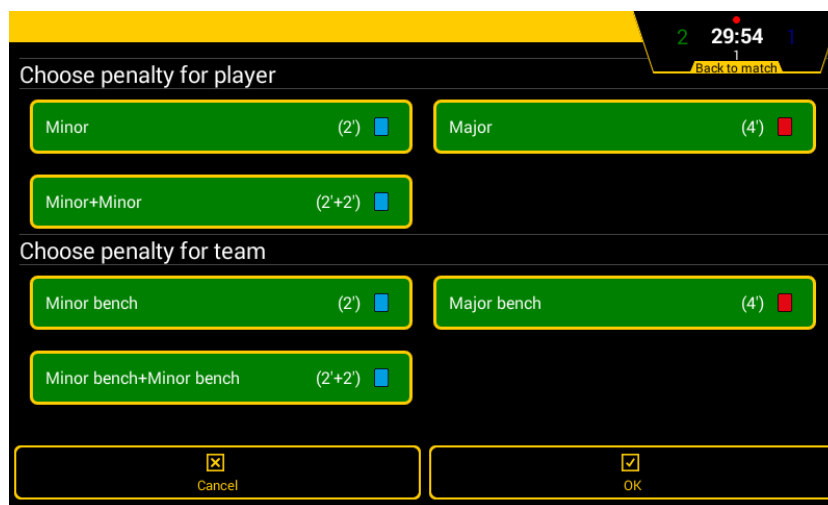
6 assign a penalty to a player or to the team.

List of the penalties for the player:

- > Minor: 2-minute penalty.
- > Major: 4-minute penalty.
- > Minor + Minor: 2-minute penalty + 2 minute.

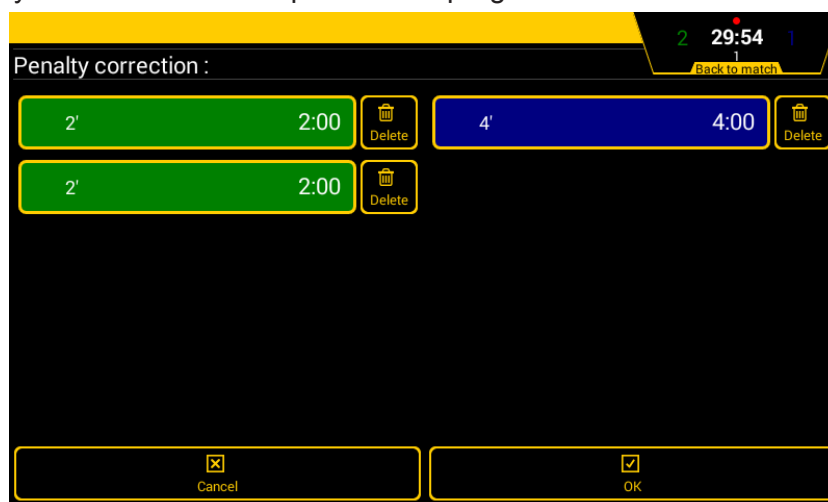
List of the penalties for the team:

- > Minor bench: 2-minute penalty.
- > Major bench: 4-minute penalty.
- > Minor bench + minor bench : 2-minute penalty + 2 minute.



7 modify a point from the team score.

8 display/modify/delete one or more penalties in progress.



9 add a goal.

10 edit the configuration settings (see next page for the list of settings).

11 go to the next period.

12 start a new match. **Warning: the match in progress will be lost.**

## > ENTERING CONFIGURATION SETTINGS

1) Click  to edit a configuration.

**Note** : All these settings are accessible from the  **Advanced Settings** menu.

The list of editable settings is given below:

Headings	Settings	Default values	Description	Standard settings
<b>Before match</b>				
	Buzzer before match	3m 1:30	Activation of the pre-end horn with the ON/OFF button 1 to 5 minutes in steps of 1 0 to 59 seconds in steps of 1 Activation of the 2nd pre-end horn with the ON/OFF button 1 to 5 minutes in steps of 1 0 to 59 seconds in steps of 1	-
	Duration before match	60m	Function enabled using the ON/OFF button 1 to 180 minutes in steps of 1	-
<b>Match</b>				
	Period number	2	1 to 9 periods in steps of 1	-
	Period time	30:00	1 to 90 minutes in steps of 1 0 to 59 seconds in steps of 1	-
	End of period buzzer	5 s	Function enabled using the ON/OFF button 0 to 9 seconds in steps of 1	-
<b>Extra time</b>				
	Extra time number	2	Function enabled using the ON/OFF button 1 to 9 periods in steps of 1	√
	Extra time duration	10:00	1 to 90 minutes in steps of 1 0 to 59 seconds in steps of 1	√
	Rest time	2:00	Function enabled using the ON/OFF button 1 to 90 minutes in steps of 1 0 to 59 seconds in steps of 1	√
<b>Rest time</b>				
	Buzzer rest time	OFF OFF	Activation of the horn before the end of countdown 1 to 20 seconds in steps of 1	√
	Time before extra time	2:00	0 to 10 minutes in steps of 1 1 to 59 seconds in steps of 1	-
	Duration half time	15:00	Function enabled using the ON/OFF button 0 to 90 minutes in steps of 1 0 to 59 seconds in steps of 1	√
<b>Points and Penalties</b>				
	Total team fouls	Half time 5	Function enabled using the ON/OFF button Reset of cumulation the fouls of team each period, at half-time or deactivation Total team fouls 1 to 90 in steps of 1	√
	Points per player	OFF	Function enabled using the ON/OFF button	√
<b>Cards and Penalties</b>				
	Activation penalties	ON	Function enabled using the ON/OFF button	√
	Card blue time	2:00	Function enabled using the ON/OFF button 0 to 5 minutes in steps of 1 1 to 59 seconds in steps of 1	√
	Card red time	4:00	Function enabled using the ON/OFF button 0 to 5 minutes in steps of 1 1 to 59 seconds in steps of 1	√
	Display player no.	OFF	Function enabled using the ON/OFF button	√
	Buzzer end penalty	OFF	Function enabled using the ON/OFF button	√
	Number of simultaneous penalties	3	Function enabled using the ON/OFF button 1 to 3 penalties	√
<b>HDMI</b>				
	HDMI display	ON		-
	Logo partner	OFF	Function enabled using the ON/OFF button	-
	Wallpapers	ON	Function enabled using the ON/OFF button	-
	Card display	OFF	Function enabled using the ON/OFF button	-

Logo team	ON	Function enabled using the ON/OFF button	-
<b>Function keys</b>			
Alpha message	OFF	Function enabled using the ON/OFF button	-
Next period	ON	Function enabled using the ON/OFF button	-