

# BODET Scorepad



## User Manual - Training



[www.bodet-sport.com](http://www.bodet-sport.com)

BODET SA  
BP30001  
49340 Trémentines | France  
Tel: +33 (0)2 41 71 72 98  
Fax: +33 (0)2 41 71 72 01



Ref.: 607967 A  
08/17


Ensure on delivery that the product has not been damaged in transport.

# 1. Training

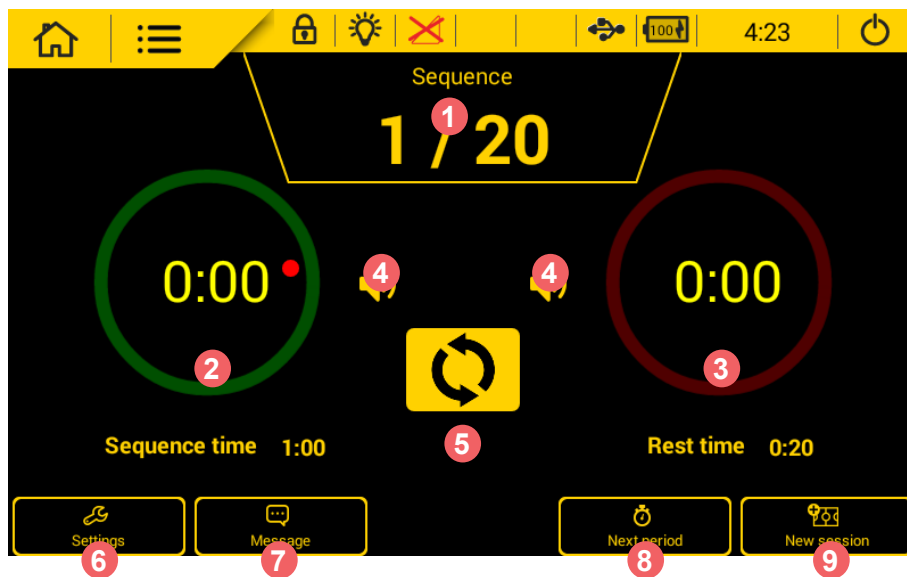
1) Select  on the home screen.

2) Select a configuration from the list:



- TRAINING 20x1 min (rest time: 20 seconds) 
- TRAINING 5x3 min (rest time: 30 seconds) 
- TRAINING 10x2 min (rest time: 30 seconds) 

Configurations identified by  can only be edited with the club code. The club Access code is "1234". It can be changed in the "Club access" menu.

3) Screen in TRAINING 20x1 min match mode:



Pressing a game setting brings up a new window in which you can:

- 1 edit the length of the session.
- 2 sequence countdown (start timer by pressing ).
- 3 time-out countdown (stop sequence = start time-out by pressing ).
- 4 the buzzer can be activated at the end of each sequence or time-out.
- 5 auto mode: if activated (yellow button) the sequence will be triggered after each time-out.
- 6 edit the configuration settings (see next page for the list of settings).
- 7 display the scrolling message.
- 8 begin next sequence.
- 9 start a new session (go back to step 2 above).

## > ENTERING CONFIGURATION SETTINGS

1) Click  to edit a configuration:

**Note** : All these settings are accessible from the  **Advanced Settings** menu.

The list of editable settings is given below:

Headings	Settings	Default values	Description	Standard settings
<b>Session</b>				
	Sequence number	20	1 to 50 sequences in steps of 1	√
	Duration of the sequence	1:00	1 to 99 minutes in steps of 1 0 to 59 seconds in steps of 1	√
	Sequence mode	UP	UP: count-up Down: countdown	-
	End of sequence buzzer	1s	Function enabled using the ON/OFF button 1 to 5 seconds in steps of 1	-
<b>Rest time</b>				
	Rest time	0:20	Function enabled using the ON/OFF button 0 to 99 minutes in steps of 1 0 to 59 seconds in steps of 1	√
	End buzzer	ON	Enable or disable using the club code ON: activation at each end of sequence or time-out OFF: no buzzer	√
<b>Miscellaneous</b>				
	Beep keys	ON	Enable or disable using the club code ON: beep keys with each support OFF: no beep keys	-
	Maintain display	3s	Maintain display of 1 to 99 seconds in steps of 1	-
<b>HDMI</b>				
	Wallpapers	ON	Enable or disable using the club code	-
<b>Function keys</b>				
	Alpha message		Enable or disable using the club code	-
	Next period		Enable or disable using the club code	-