

BODET Scorepad



User manual - Football

For software version V1.1B01



www.bodet-sport.com

BODET SA
BP30001
49340 Trémentines | FRANCE
Tel: +33 (0)2 41 71 72 98
Fax: +33 (0)2 41 71 72 01



Ref.: 607939 A

Ensure on delivery that the product has not been damaged in transport.

1. Football

1) Select




2) Select a configuration from the list:

FOOTBALL 2x45 min JUNIORS

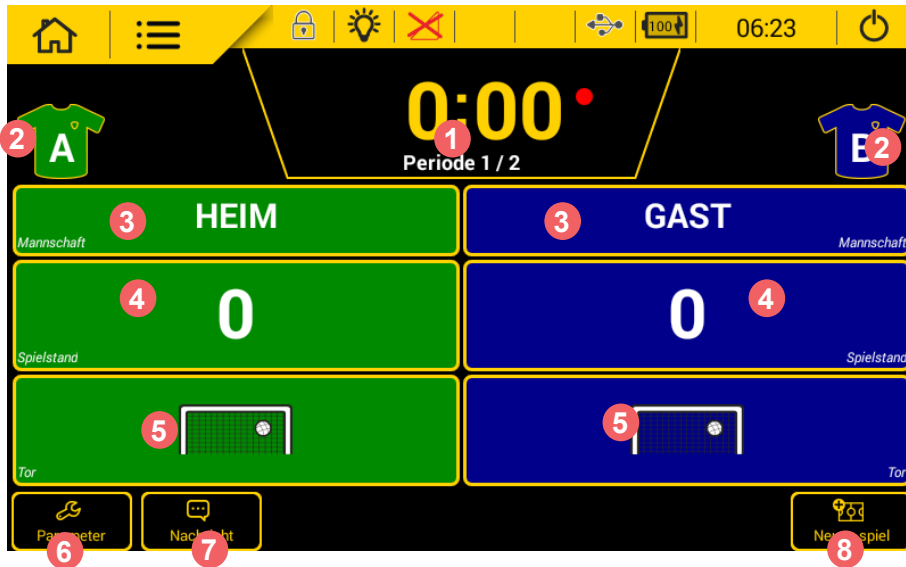


FOOTBALL 2x45 min




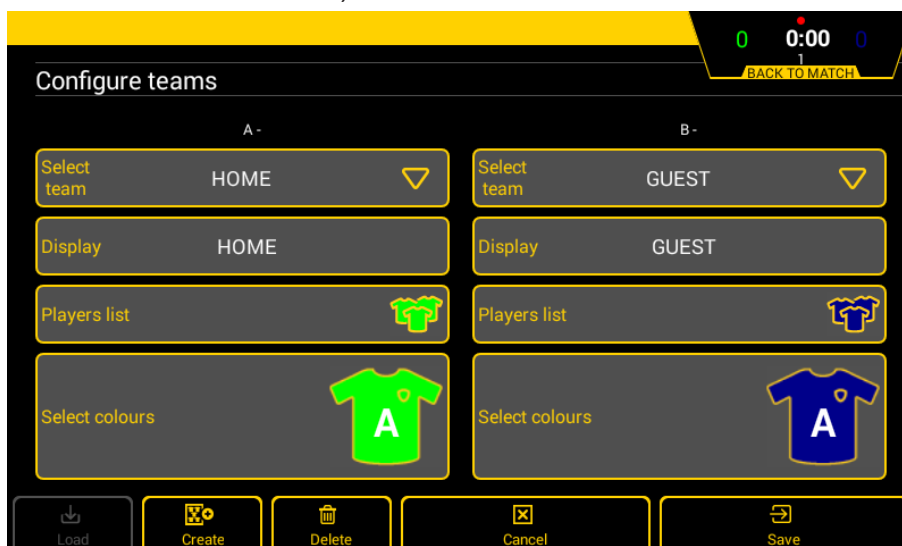
Configurations identified by  can only be edited with the club access code. The club Access code is "1234". It can be changed in the "Club access" menu.

3) Screen in FOOTBALL 2x45 min match mode:



Pressing a game setting brings up a new window in which you can:

- 1 edit the length of each period. The buzzer can be triggered at each end of period and the timer reset.
- 2 edit colour of team shirts and game markings. Standard colours are provided plus a palette to select each team's colours.
- 3 edit the name of the team. After pressing LOCALS or VISITORS, press  **Config. team** to edit the configuration of the teams (edit team screen name, activate players, choice of colours, load a team, create a new team or delete a team):



4 add or delete a goal.


5 add a goal. A window opens to assign this goal to the player who scored it. The goal is displayed in the central box (colour gradient).

6 edit the configuration settings (see next page for the list of settings).

7 display the scrolling message.

8 start a new match. **Caution: the match in progress will be lost.**

> ENTERING CONFIGURATION SETTINGS

1) Click  to edit a configuration. The list of editable settings is given below:

Note: All these settings are accessible from the  **Advanced Settings** menu.

The list of editable settings is given below:

Headings	Settings	Default values	Description	Standard settings
Match				
	Period number	2	1 to 9 periods in steps of 1	√
	Playing time	45	1 to 90 minutes in steps of 1 0 to 59 seconds in steps of 1	√
	Period mode	UP	Count-up or countdown	-
	End of period buzzer	OFF	Function enabled using the ON/OFF button 1 to 5 seconds in steps of 1	√
	Period reset	ON	Function enabled using the ON/OFF button	-
	End stopwatch	OFF	Function enabled using the ON/OFF button	-
Extra time				
	Extra time number	OFF	Function enabled using the ON/OFF button 1 to 9 periods in steps of 1	√
	Extra time duration	15:00	1 to 90 minutes in steps of 1 0 to 59 seconds in steps of 1	√
	Time-out	2:00	Function enabled using the ON/OFF button 0 to 90 minutes in steps of 1 0 to 59 seconds in steps of 1	√
Time-out				
	Half time	15:00	Function enabled using the ON/OFF button 0 to 90 minutes in steps of 1 0 to 59 seconds in steps of 1	√
Cards and Goals				
	Individual cards (red/yellow)	OFF	Function enabled using the ON/OFF button	√
	Individual goals / Goals per player	OFF	Function enabled using the ON/OFF button	√
Miscellaneous				
	Beeper button	ON	Function enabled using the ON/OFF button	√
	Maintain result	20	1 to 90 seconds in steps of 1	-
HDMI				
	Load image	ON	Enabling wallpaper image (if OFF = wallpaper black)	-
Function keys				
	Alpha message	ON	Function enabled using the ON/OFF button	-
	Extra time	OFF	Function enabled using the ON/OFF button	-
	Next period	OFF	Function enabled using the ON/OFF button	-